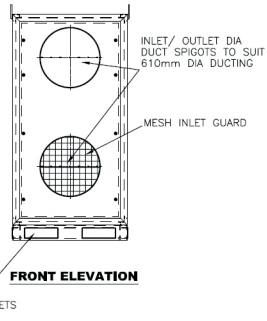
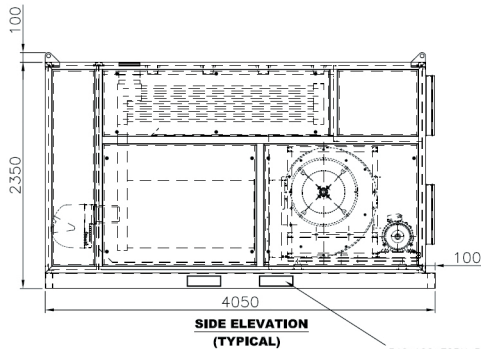
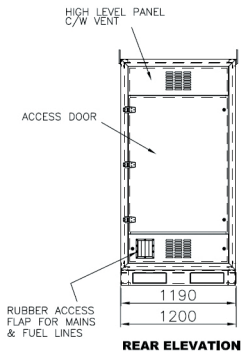


GENERAL CONSTRUCTION

FRAME - FABRICATED 70mm PROFILE FROM 2mm MILD STEEL
 BASE - FULLY WELDED 160x80x5 thk RHS
 PANELS - OUTER SKIN 1.2mm POWDER COATED STEEL
 INNER 0.7mm GALVANISED STEEL NATURAL FINISH

FINISH

DARK GREY
 PANELS - LIGHT GREY POWDER COATED



340x100 FORK POCKETS
TO SIDE ELEVATIONS

TITL: MH300 FRAME GENERAL ASSEMBLY		DRAWING No:
CAD FILE NAME:		DATE: 28-8-07
DRAWN BY:	APPROVED:	No. OF: 1
CHECKED:	DATE: AS DRAWN	SCALE: 1:20
DRAWN:	CHECKED:	DRAWING IN FRONT